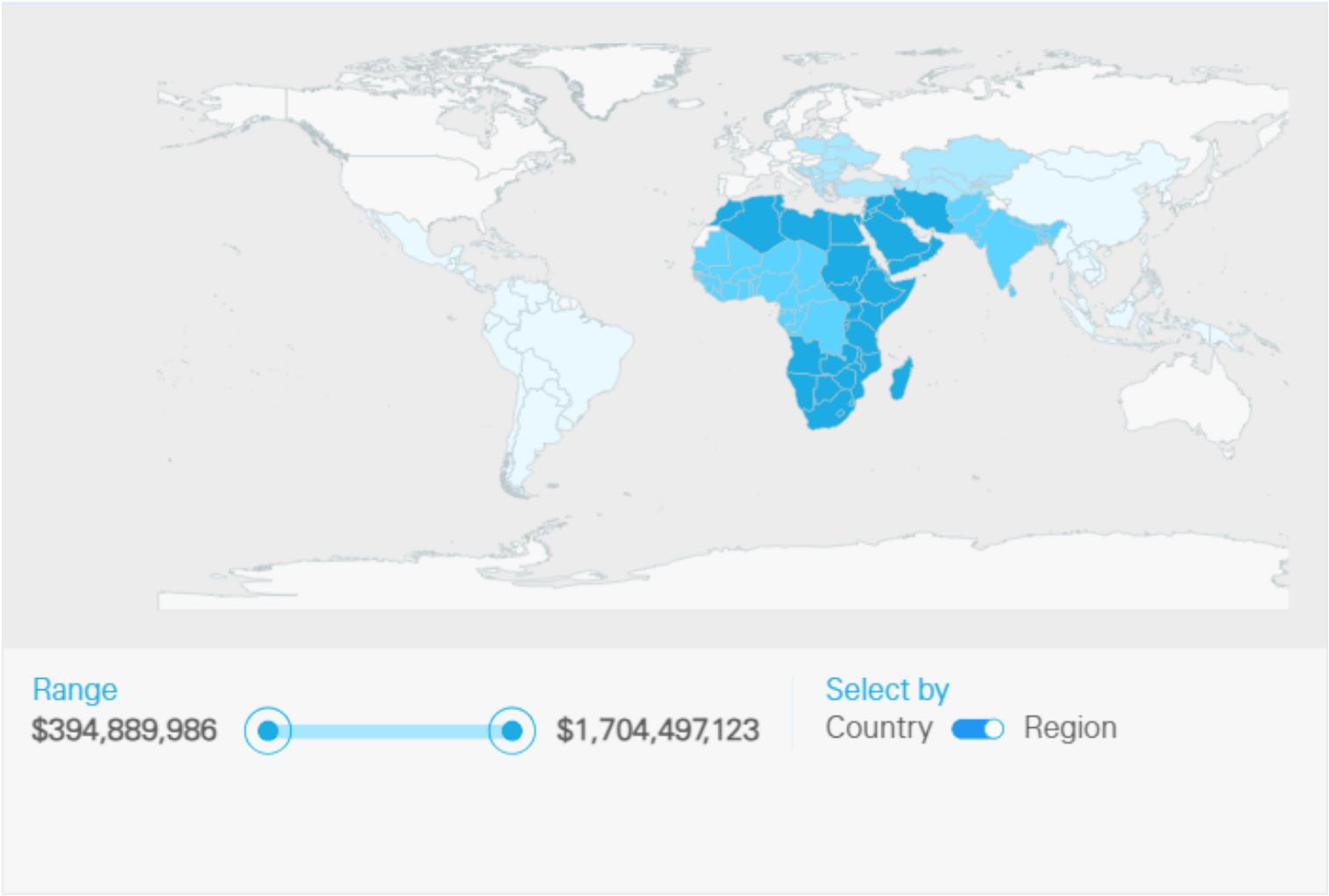


Where the money goes? <div>Region</div> <div>Country</div>	Where the money comes from? <div>Donor Name</div>	What is the money contributing to? <div>Unicef SP Goals</div> <div>SDG Goals</div>	When? <div>2023</div>
---	--	---	--------------------------

Unicef Global View

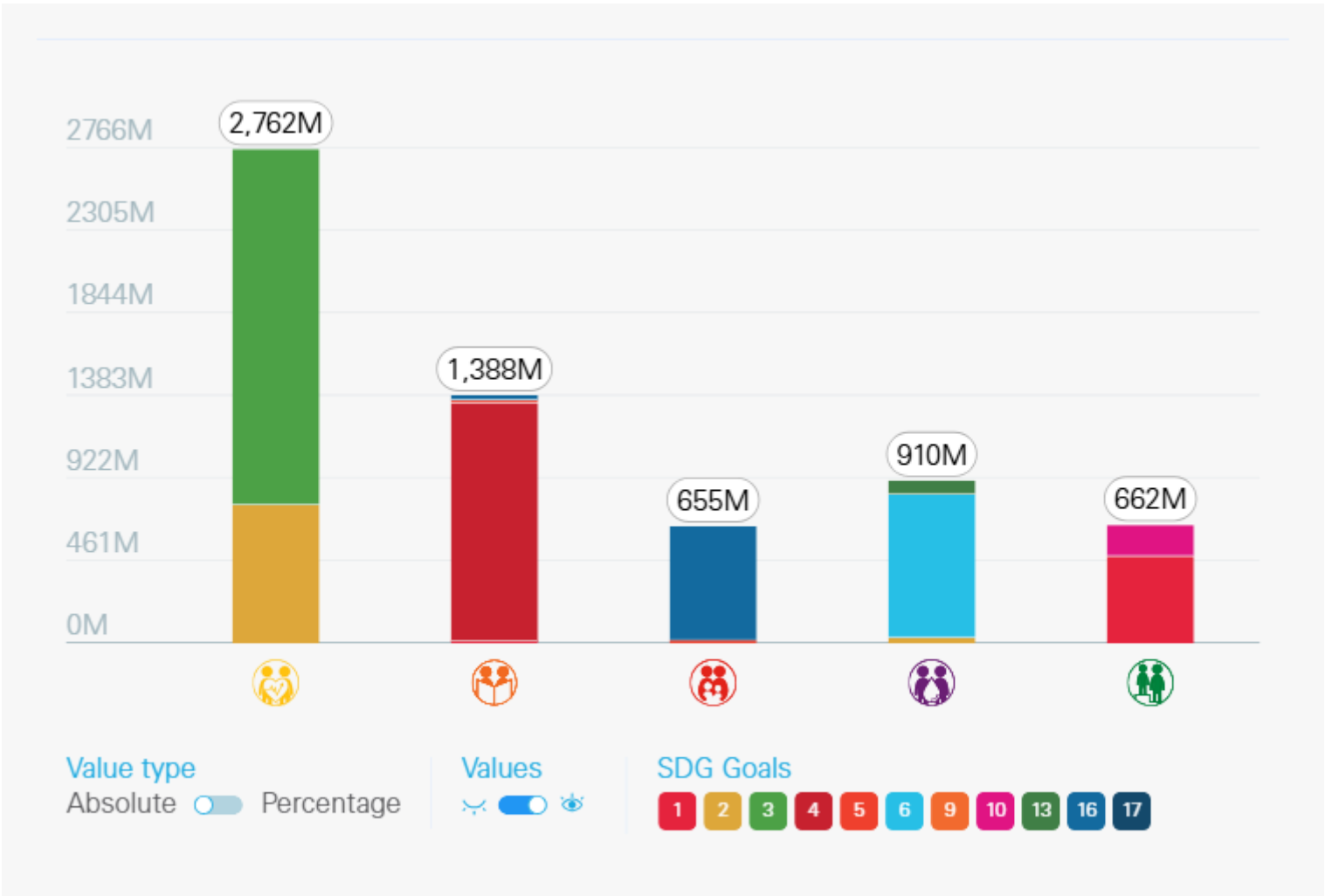
Overview

Expenses



What is the money contributing to?

Expenses by Programmatic Goal Areas and SDGs

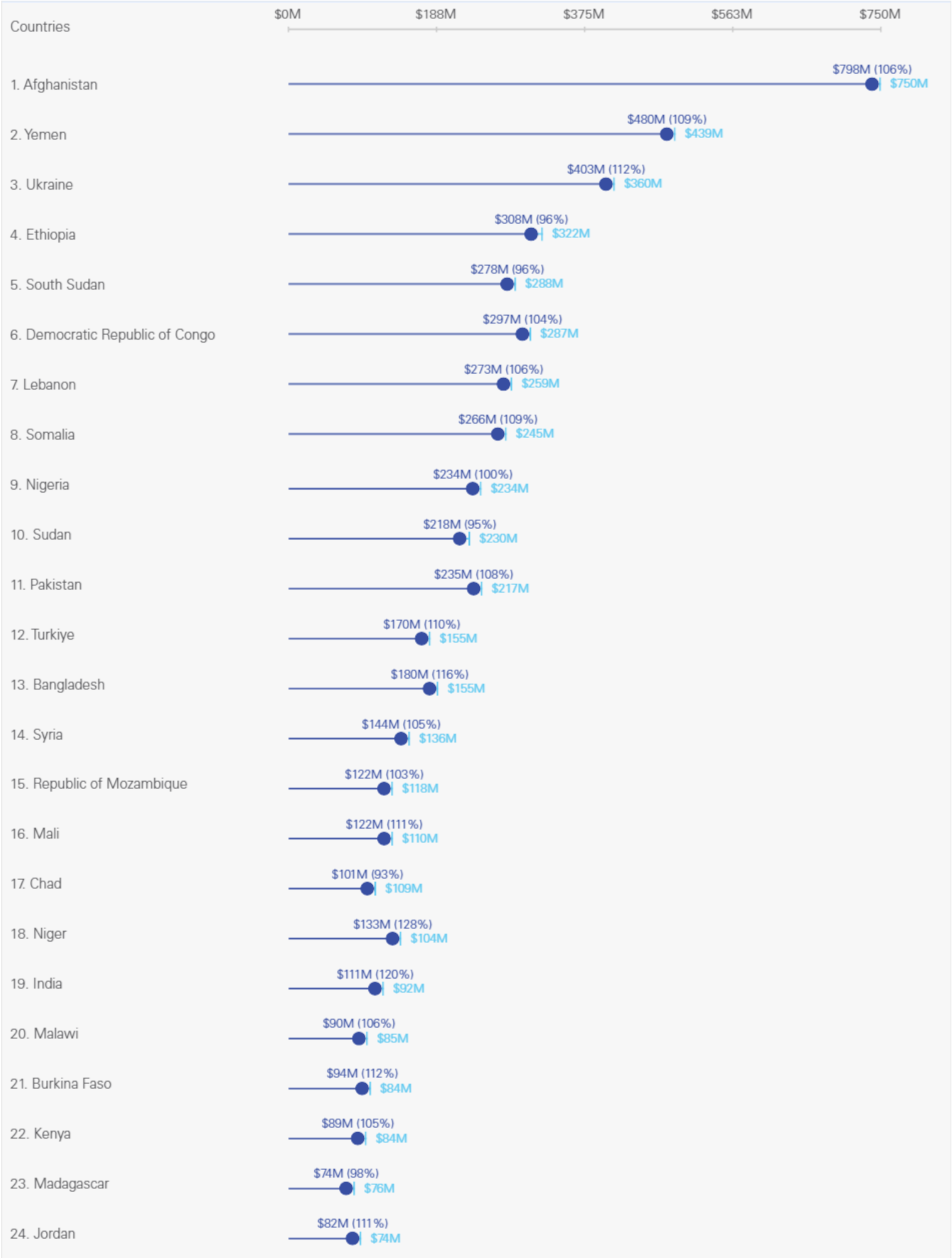


Where the money goes?


Allocations and Expenses by Region

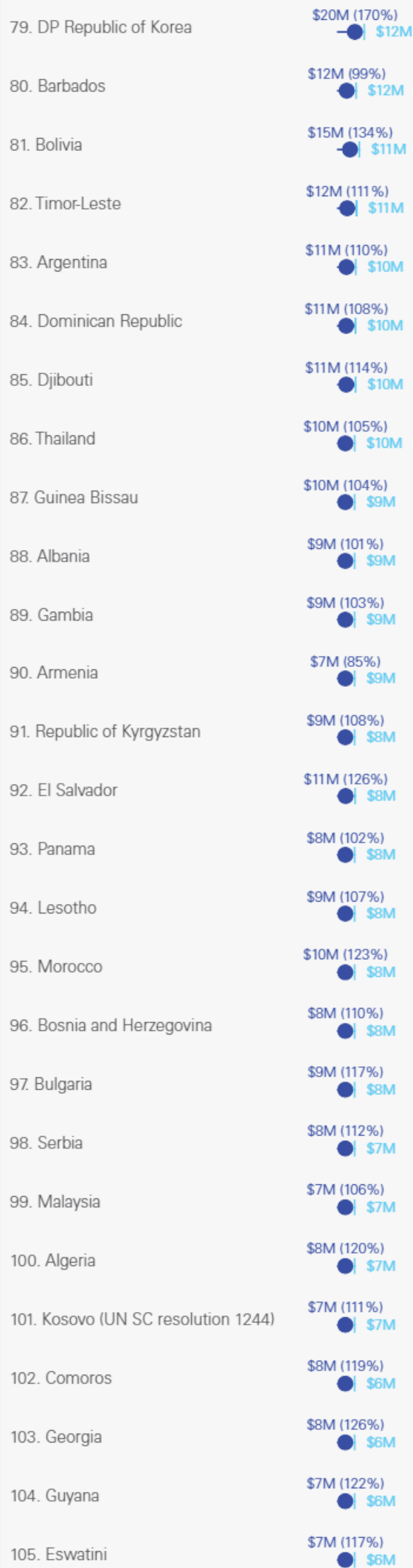


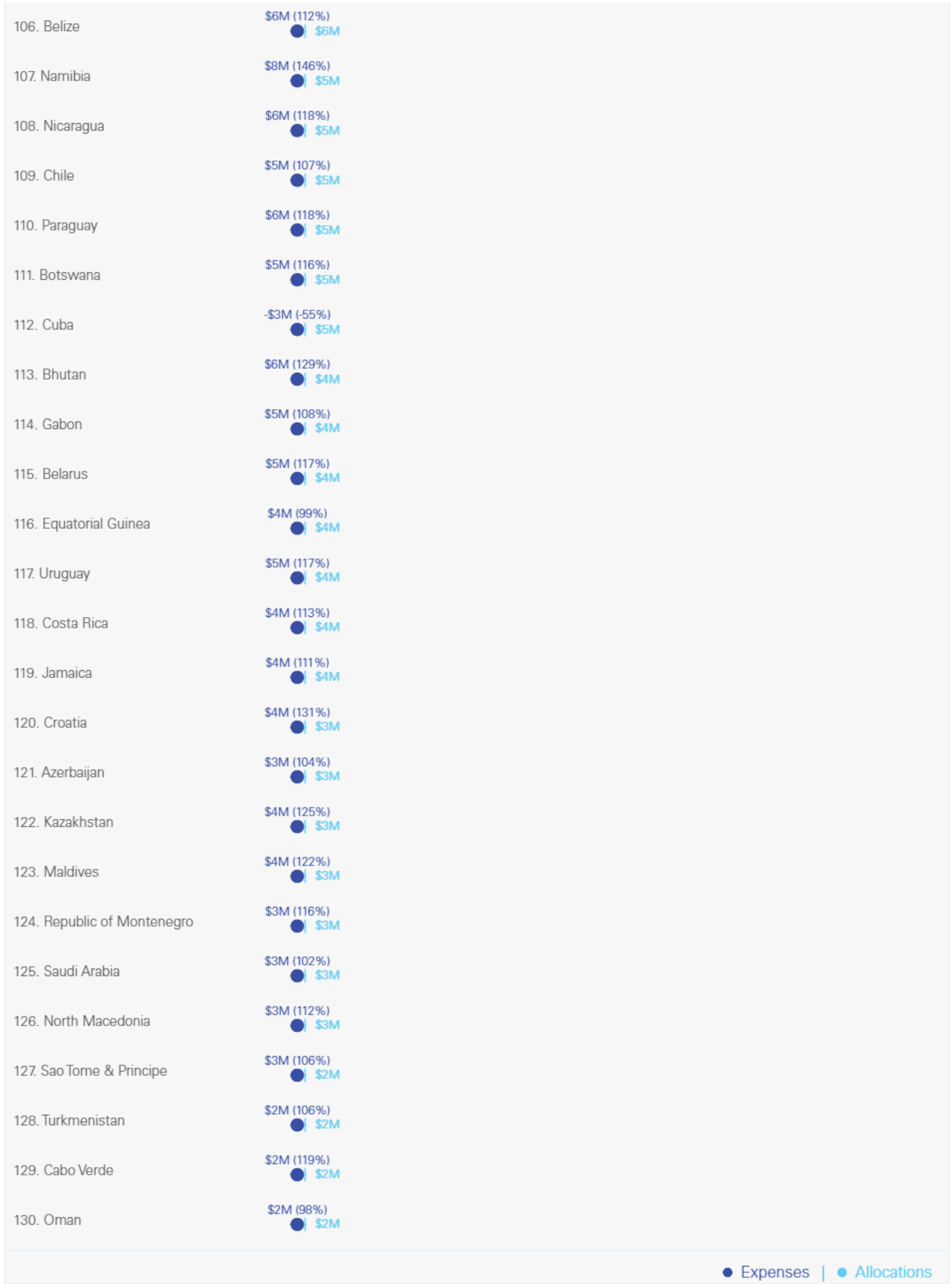
Allocations and Expenses by Country





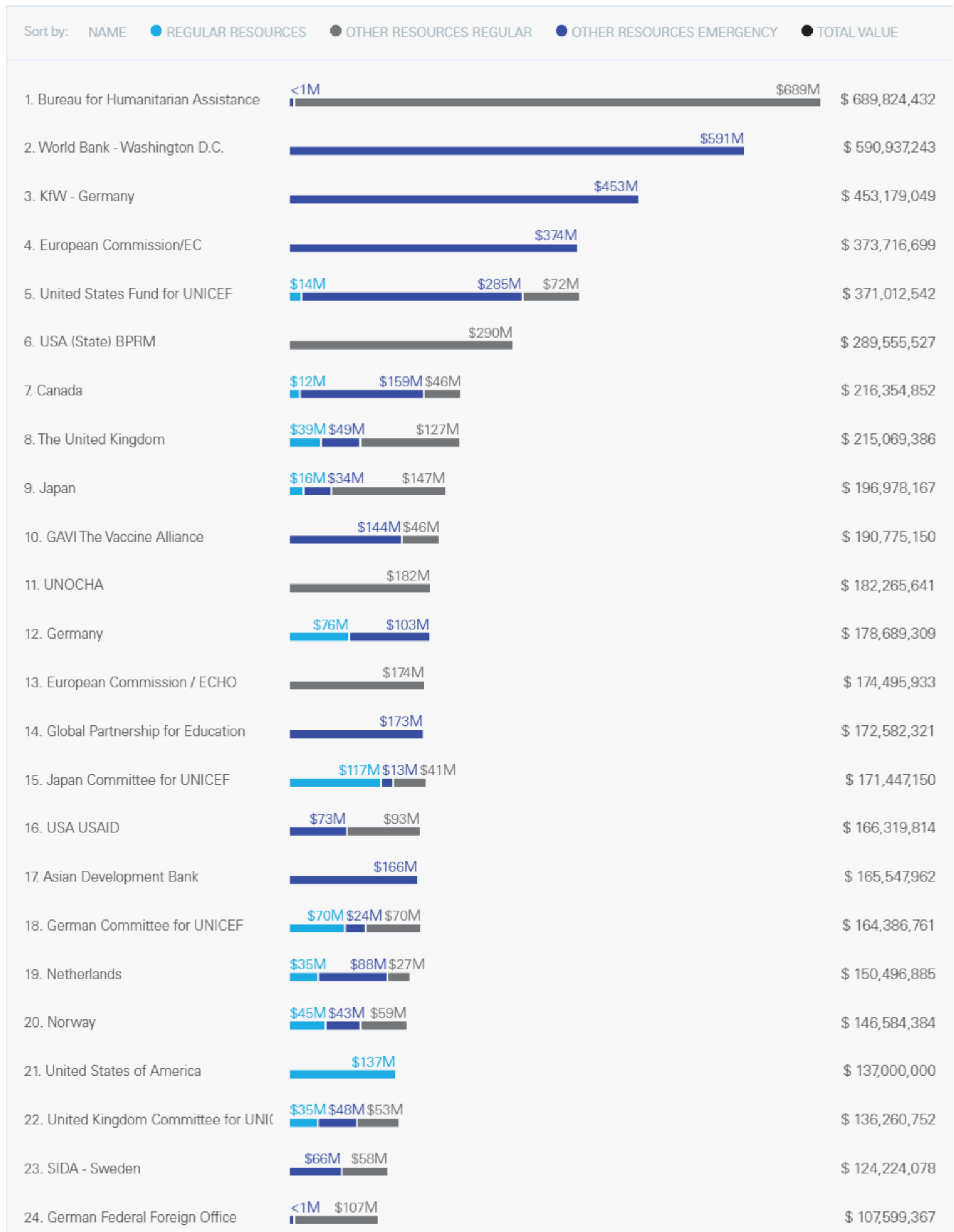






Where the money comes from?

Contributions by Donor and Fund type



25. Korean Committee for UNICEF	<div><div></div><div></div><div></div></div> <div>\$74M\$11M\$6M</div>	\$ 90,337,226
26. Spanish Committee for UNICEF	<div><div></div><div></div><div></div></div> <div>\$68M\$8M\$11M</div>	\$ 86,613,424
27. Sweden	<div><div></div><div></div><div></div></div> <div>\$59M\$7M\$21M</div>	\$ 86,363,544
28. Denmark	<div><div></div><div></div><div></div></div> <div>\$6M\$49M\$30M</div>	\$ 84,674,468
29. Australia	<div><div></div><div></div><div></div></div> <div>\$26M\$23M\$35M</div>	\$ 84,263,144
30. UNICEF-China	<div><div></div><div></div><div></div></div> <div>\$2M\$67M\$12M</div>	\$ 81,216,465
31. French Committee for UNICEF	<div><div></div><div></div><div></div></div> <div>\$61M\$9M\$11M</div>	\$ 81,080,719
32. United Nations Multi Partner Trust	<div><div></div><div></div><div></div></div> <div>\$59M\$10M</div>	\$ 69,372,671
33. USA CDC	<div><div></div><div></div><div></div></div> <div>\$61M\$5M</div>	\$ 65,900,928
34. Switzerland	<div><div></div><div></div><div></div></div> <div>\$23M\$8M\$32M</div>	\$ 62,823,183
35. Committee for UNICEF Switzerland	<div><div></div><div></div><div></div></div> <div>\$9M\$39M\$14M</div>	\$ 61,999,405
36. Education Cannot Wait Fund	<div><div></div><div></div><div></div></div> <div>\$60M</div>	\$ 60,433,286
37. Netherlands Committee for UNICEF	<div><div></div><div></div><div></div></div> <div>\$29M\$8M\$22M</div>	\$ 59,494,212
38. Republic of Korea	<div><div></div><div></div><div></div></div> <div>\$4M\$20M\$28M</div>	\$ 51,899,772
39. Democratic Republic of the Congo	<div><div></div><div></div><div></div></div> <div>\$49M\$3M</div>	\$ 51,832,088
40. Italian Committee for UNICEF	<div><div></div><div></div><div></div></div> <div>\$34M\$3M\$14M</div>	\$ 51,379,116
41. One-off donations PSFR	<div><div></div><div></div><div></div></div> <div>\$50M</div>	\$ 50,000,000
42. Swedish Committee for UNICEF	<div><div></div><div></div><div></div></div> <div>\$34M\$5M\$8M</div>	\$ 47,998,730
43. United Nations Joint Programme	<div><div></div><div></div><div></div></div> <div>\$40M\$7M</div>	\$ 46,175,516
44. Danish Committee for UNICEF	<div><div></div><div></div><div></div></div> <div>\$8M\$31M\$6M</div>	\$ 45,496,774
45. France	<div><div></div><div></div><div></div></div> <div>\$2M\$11M\$31M</div>	\$ 43,397,608
46. UNICEF-United Arab Emirates	<div><div></div><div></div><div></div></div> <div><1M\$30M\$12M</div>	\$ 42,255,188
47. Nigeria	<div><div></div><div></div><div></div></div> <div>\$36M\$7M</div>	\$ 42,206,350
48. Chad	<div><div></div><div></div><div></div></div> <div>\$41M</div>	\$ 41,057,810
49. USAID/Food for Peace	<div><div></div><div></div><div></div></div> <div>\$40M</div>	\$ 40,358,713
50. The Global Fund to Fight AIDS	<div><div></div><div></div><div></div></div> <div>\$38M</div>	\$ 38,055,302
51. Ireland	<div><div></div><div></div><div></div></div> <div>\$8M\$15M\$10M</div>	\$ 33,209,778
52. Belgium	<div><div></div><div></div><div></div></div> <div>\$17M\$3M\$13M</div>	\$ 33,007,122

53. UNDP USA	<div><div></div><div></div><div></div></div> <div>\$7M\$25M</div>	\$ 32,666,730
54. Finland	<div><div></div><div></div><div></div></div> <div>\$6M\$23M\$2M</div>	\$ 30,813,062
55. Agence Francaise de Developpemen	<div><div></div><div></div><div></div></div> <div>\$30M<1M</div>	\$ 30,668,686
56. Ethiopia	<div><div></div><div></div><div></div></div> <div>\$30M</div>	\$ 29,732,077
57. Mali	<div><div></div><div></div><div></div></div> <div>\$29M</div>	\$ 28,674,429
58. UNICEF Ireland	<div><div></div><div></div><div></div></div> <div>\$8M\$5M\$14M</div>	\$ 26,757,694
59. British Government (DFID)	<div><div></div><div></div><div></div></div> <div>\$7M\$20M</div>	\$ 26,568,974
60. Spain	<div><div></div><div></div><div></div></div> <div>\$1M\$11M\$14M</div>	\$ 26,186,060
61. Finnish Committee for UNICEF	<div><div></div><div></div><div></div></div> <div>\$15M\$4M\$6M</div>	\$ 25,047,184
62. Ministry of Health Hellenic Republi	<div><div></div><div></div><div></div></div> <div>\$24M</div>	\$ 24,468,449
63. Madagascar	<div><div></div><div></div><div></div></div> <div>\$24M<1M</div>	\$ 24,233,311
64. Canadian UNICEF Committee	<div><div></div><div></div><div></div></div> <div>\$12M\$6M\$5M</div>	\$ 23,228,733
65. WHO	<div><div></div><div></div><div></div></div> <div>\$22M<1M</div>	\$ 22,670,827
66. Australian Committee for UNICEF	<div><div></div><div></div><div></div></div> <div>\$1M\$8M\$13M</div>	\$ 21,999,615
67. Belgian Committee for UNICEF	<div><div></div><div></div><div></div></div> <div>\$15M<1M\$6M</div>	\$ 21,959,844
68. UNICEF-India	<div><div></div><div></div><div></div></div> <div>\$21M<1M</div>	\$ 21,444,557
69. Kuwait	<div><div></div><div></div><div></div></div> <div><1M\$20M</div>	\$ 19,961,000
70. Bangladesh	<div><div></div><div></div><div></div></div> <div>\$17M\$2M</div>	\$ 19,685,918
71. Norwegian Committee for UNICEF	<div><div></div><div></div><div></div></div> <div>\$9M\$5M\$4M</div>	\$ 17,147,992
72. Luxembourg	<div><div></div><div></div><div></div></div> <div>\$6M\$9M\$2M</div>	\$ 17,090,926
73. Italy	<div><div></div><div></div><div></div></div> <div>\$5M\$8M\$3M</div>	\$ 16,549,849
74. Portuguese Committee for UNICEF	<div><div></div><div></div><div></div></div> <div>\$11M<1M\$4M</div>	\$ 16,453,497
75. WFP - Italy	<div><div></div><div></div><div></div></div> <div>\$16M<1M</div>	\$ 15,913,972
76. Mozambique	<div><div></div><div></div><div></div></div> <div>\$7M\$9M</div>	\$ 15,640,927
77. Polish National Comm for UNICEF	<div><div></div><div></div><div></div></div> <div>\$12M<1M\$2M</div>	\$ 14,791,353
78. Hong Kong Committee for UNICEF	<div><div></div><div></div><div></div></div> <div>\$10M\$3M\$2M</div>	\$ 14,317,304
79. Burundi	<div><div></div><div></div><div></div></div> <div>\$14M</div>	\$ 14,277,362
80. UNICEF-Malaysia	<div><div></div><div></div><div></div></div> <div>\$8M\$6M<1M</div>	\$ 13,801,277

81. Government of Austria	<div><div>\$2M</div><div>\$1M</div><div>\$11M</div></div>	\$ 13,786,228
82. UNICEF-Brazil	<div><div><1M</div><div>\$12M</div><div><1M</div></div>	\$ 13,080,323
83. Nutrition International	<div><div>\$13M</div></div>	\$ 13,063,739
84. UNICEF-Mexico	<div><div><1M</div><div>\$9M</div><div>\$3M</div></div>	\$ 12,747,367
85. UNICEF-QATAR	<div><div>\$13M</div><div><1M</div></div>	\$ 12,705,454
86. UNICEF-Chile	<div><div>\$9M</div><div>\$3M</div><div><1M</div></div>	\$ 12,581,343
87. Government of Malawi	<div><div>\$12M</div></div>	\$ 12,313,011
88. UNOPS - New York	<div><div>\$8M</div><div>\$4M</div></div>	\$ 11,635,804
89. New Zealand	<div><div>\$4M</div><div>\$4M</div><div>\$3M</div></div>	\$ 11,336,922
90. Cote d'Ivoire	<div><div>\$11M</div></div>	\$ 11,202,352
91. UNICEF-THAILAND	<div><div>\$1M</div><div>\$9M</div><div><1M</div></div>	\$ 10,974,945
92. UNFPA - USA	<div><div>\$10M</div><div><1M</div></div>	\$ 10,410,700
93. Qatar	<div><div>\$4M</div><div>\$6M</div></div>	\$ 10,188,832
94. UNICEF-Argentina	<div><div>\$2M</div><div>\$7M</div><div><1M</div></div>	\$ 9,853,027
95. USAID	<div><div>\$9M</div></div>	\$ 9,366,337
96. Austrian Committee for UNICEF	<div><div>\$4M</div><div><1M</div><div>\$4M</div></div>	\$ 9,219,363
97. Somalia	<div><div>\$9M</div></div>	\$ 8,984,574
98. Iceland	<div><div>\$2M</div><div>\$6M</div><div><1M</div></div>	\$ 8,072,005
99. Saudi Arabia	<div><div><1M</div><div><1M</div><div>\$7M</div></div>	\$ 8,006,585
100. Korea International Cooperation Agc	<div><div>\$8M</div></div>	\$ 7,972,247
101. UNICEF-Ecuador	<div><div>\$1M</div><div>\$6M</div><div><1M</div></div>	\$ 7,386,110
102. UNICEF-Uruguay	<div><div>\$4M</div><div>\$3M</div><div><1M</div></div>	\$ 7,228,653
103. Int'l Organization for Migration	<div><div>\$6M</div><div><1M</div></div>	\$ 7,123,526
104. Deutsche Gesellschaft fur	<div><div>\$7M</div></div>	\$ 6,931,680
105. Sierra Leone	<div><div>\$7M</div></div>	\$ 6,529,345
106. Luxembourg Committee for UNICEI	<div><div>\$1M</div><div>\$1M</div><div>\$4M</div></div>	\$ 6,354,096
107. Dominican Republic	<div><div>\$6M</div></div>	\$ 6,239,393
108. UNICEF-Colombia	<div><div>\$6M</div><div><1M</div></div>	\$ 6,229,548


















109. Zimbabwe	\$6M <div><div></div></div>	\$ 6,031,643
110. UNICEF-Romania	\$4M \$2M <div><div></div></div>	\$ 5,907,262
111. Haiti	\$6M <div><div></div></div>	\$ 5,672,234
112. UNICEF-Indonesia	<1M \$5M <1M <div><div></div></div>	\$ 5,373,488
113. Sudan	\$5M <div><div></div></div>	\$ 5,277,479
114. UNHCR HQ	\$3M \$2M <div><div></div></div>	\$ 5,096,610
115. UNAIDS	\$5M <div><div></div></div>	\$ 4,669,800
116. Central African Republic	<1M \$4M <div><div></div></div>	\$ 4,611,855
117. Cambodia	\$5M <div><div></div></div>	\$ 4,601,849
118. UNICEF-Philippines	<1M \$4M <1M <div><div></div></div>	\$ 4,573,799
119. End Violence Against Children Fund	\$5M <div><div></div></div>	\$ 4,547,992
120. UNICEF-Saudi Arabia	<1M \$4M <div><div></div></div>	\$ 4,534,224
121. Agencia Catalana de Cooperacio al	\$4M <1M <div><div></div></div>	\$ 4,426,974
122. Czech Committee for UNICEF	\$3M <1M <1M <div><div></div></div>	\$ 4,016,337
123. Guinea - Conakry	\$4M <div><div></div></div>	\$ 3,976,095
124. Iceland National Comm for UNICEF	\$4M <1M <1M <div><div></div></div>	\$ 3,975,393
125. Philippines	<1M \$4M <div><div></div></div>	\$ 3,758,891
126. Kenya	\$4M <div><div></div></div>	\$ 3,670,007
127. China	\$1M \$1M <1M <div><div></div></div>	\$ 3,578,227
128. UNICEF-Croatia	\$3M <1M <div><div></div></div>	\$ 3,543,453
129. New Zealand Committee for UNICE	<1M \$3M <1M <div><div></div></div>	\$ 3,472,983
130. Republic of South Sudan	\$3M <div><div></div></div>	\$ 3,448,143
131. Turkish National Comm for UNICEF	<1M <1M \$2M <div><div></div></div>	\$ 3,244,985
132. UNICEF-Peru	<1M \$3M <1M <div><div></div></div>	\$ 3,203,868
133. National Health Mission (NHM)	\$3M <div><div></div></div>	\$ 3,191,121
134. UNICEF-SINGAPORE	<1M \$2M <div><div></div></div>	\$ 2,972,311
135. ILO - Geneva	\$3M <div><div></div></div>	\$ 2,856,200
136. Libyan Arab Jamahiriya	<1M \$3M <div><div></div></div>	\$ 2,834,842

137. Cameroon	\$3M <div><div></div></div>	\$ 2,825,589
138. Angola	\$3M <div><div></div></div>	\$ 2,812,659
139. FAO - Italy	\$3M <div><div></div></div>	\$ 2,799,954
140. Kyrgyz Republic	<1M \$2M <div><div></div></div>	\$ 2,704,822
141. Syrian Arab Republic	\$3M <div><div></div></div>	\$ 2,625,481
142. Tajikistan	<1M \$2M <div><div></div></div>	\$ 2,598,857
143. Croatia	<1M \$2M <div><div></div></div>	\$ 2,446,244
144. Barcelona City Council	\$2M <div><div></div></div>	\$ 2,395,374
145. International On-line Donations	\$1M <1M \$1M <div><div></div></div>	\$ 2,347,117
146. USA Department of State NEA	\$2M <div><div></div></div>	\$ 2,286,860
147. International Development Research	\$2M <div><div></div></div>	\$ 2,219,927
148. Zambia	<1M \$2M <div><div></div></div>	\$ 2,200,054
149. Guinea-Bissau	\$2M <div><div></div></div>	\$ 2,181,958
150. State Health Society Bihar	\$2M <div><div></div></div>	\$ 2,167,552
151. UN Habitat	\$2M <div><div></div></div>	\$ 2,154,362
152. United Arab Emirates	\$2M <1M <div><div></div></div>	\$ 1,965,508
153. UNICEF-South Africa	\$2M <div><div></div></div>	\$ 1,920,436
154. UK Foreign and Commonwealth Off	\$2M <div><div></div></div>	\$ 1,834,588
155. Slovenska Fundacija za UNICEF	\$1M <1M <1M <div><div></div></div>	\$ 1,814,026
156. Solomon Islands	\$2M <div><div></div></div>	\$ 1,747,956
157. Papua New Guinea	\$2M <div><div></div></div>	\$ 1,602,820
158. Islamic Development Bank	\$2M <div><div></div></div>	\$ 1,562,641
159. UNICEF Bulgaria	\$1M <1M <div><div></div></div>	\$ 1,508,715
160. UNICEF-Serbia	<1M \$1M <1M <div><div></div></div>	\$ 1,374,881
161. UNICEF-Dominican Republic	<1M \$1M <div><div></div></div>	\$ 1,352,738
162. UNICEF-Ukraine	\$1M <div><div></div></div>	\$ 1,247,143
163. Tetsuko Kuroyanagi	\$1M <div><div></div></div>	\$ 1,243,412
164. Ecuador,Ministerio de Salud Publica	\$1M <div><div></div></div>	\$ 1,200,000

165. UNICEF Hungarian Foundation	<div><div><1M</div><div><1M</div></div>	\$ 1,134,775
166. UNICEF-Bolivia	<div><div>\$1M</div><div></div></div>	\$ 1,071,102
167. UNICEF-Viet Nam	<div><div>\$1M</div><div><1M</div></div>	\$ 1,011,362
168. Oman	<div><div>\$1M</div><div></div></div>	\$ 1,000,000
169. Russian Federation	<div><div>\$1M</div><div></div></div>	\$ 1,000,000
170. Congo	<div><div><1M</div><div></div></div>	\$ 987,944
171. UNICEF-Egypt	<div><div><1M</div><div><1M</div><div><1M</div></div>	\$ 977,583
172. UNICEF-Central African Republic	<div><div><1M</div><div></div></div>	\$ 946,855
173. Poland	<div><div><1M</div><div><1M</div><div><1M</div></div>	\$ 903,349
174. USA (State) AF	<div><div><1M</div><div></div></div>	\$ 843,362
175. Indonesia	<div><div><1M</div><div></div></div>	\$ 817,010
176. Malaysia	<div><div><1M</div><div><1M</div></div>	\$ 768,000
177. Japan International Cooperation Age	<div><div><1M</div><div></div></div>	\$ 700,000
178. Estonia	<div><div><1M</div><div><1M</div><div><1M</div></div>	\$ 659,240
179. Niger	<div><div><1M</div><div></div></div>	\$ 595,383
180. UNICEF-Angola	<div><div><1M</div><div></div></div>	\$ 592,164
181. UNICEF-Bangladesh	<div><div><1M</div><div><1M</div></div>	\$ 565,491
182. Monaco	<div><div><1M</div><div><1M</div><div><1M</div></div>	\$ 556,241
183. Burkina Faso	<div><div><1M</div><div></div></div>	\$ 527,738
184. Mauritania	<div><div><1M</div><div></div></div>	\$ 508,074
185. MOH - Tajikistan	<div><div><1M</div><div></div></div>	\$ 507,465
186. Israeli Fund for UNICEF	<div><div><1M</div><div></div></div>	\$ 504,924
187. UNESCO	<div><div><1M</div><div></div></div>	\$ 498,297
188. UNICEF-Costa Rica	<div><div><1M</div><div></div></div>	\$ 473,459
189. Pakistan	<div><div><1M</div><div></div></div>	\$ 472,766
190. UNICEF-Kuwait	<div><div><1M</div><div><1M</div></div>	\$ 465,426
191. UNICEF Panama	<div><div><1M</div><div></div></div>	\$ 415,513
192. UNICEF-Mongolia	<div><div><1M</div><div></div></div>	\$ 409,115

193. Cyprus	<div><div></div><div><1M <1M</div></div>	\$ 399,137
194. Panama	<div><div></div><div><1M <1M</div></div>	\$ 365,000
195. USA DOL	<div><div></div><div><1M</div></div>	\$ 346,032
196. Thailand	<div><div></div><div><1M <1M</div></div>	\$ 336,632
197. Slovenia	<div><div></div><div><1M <1M</div></div>	\$ 303,935
198. Comoros	<div><div></div><div><1M</div></div>	\$ 302,003
199. UNICEF-Pakistan	<div><div></div><div><1M <1M</div></div>	\$ 287,877
200. UNICEF-Jordan	<div><div></div><div><1M</div></div>	\$ 282,486
201. UNICEF-Guatemala	<div><div></div><div><1M</div></div>	\$ 270,827
202. Andorran National Comm for UNICE	<div><div></div><div><1M <1M <1M</div></div>	\$ 264,362
203. Innovation Norway	<div><div></div><div><1M</div></div>	\$ 240,481
204. Hungary	<div><div></div><div><1M <1M</div></div>	\$ 232,181
205. Cuba	<div><div></div><div><1M</div></div>	\$ 225,000
206. UNICEF Greece	<div><div></div><div><1M <1M</div></div>	\$ 218,244
207. Portugal	<div><div></div><div><1M <1M</div></div>	\$ 181,812
208. UNICEF-Paraguay	<div><div></div><div><1M</div></div>	\$ 181,787
209. The Southeast Asian Ministers of	<div><div></div><div><1M</div></div>	\$ 170,000
210. Romania	<div><div></div><div><1M</div></div>	\$ 164,474
211. UNICEF - KAZAKHSTAN	<div><div></div><div><1M <1M <1M</div></div>	\$ 160,689
212. Agencia Fiduciaria de Administracac	<div><div></div><div><1M</div></div>	\$ 157,500
213. Czech Republic (The)	<div><div></div><div><1M</div></div>	\$ 154,049
214. UNITED STATES OF AMERICA	<div><div></div><div><1M <1M</div></div>	\$ 153,872
215. Kazakhstan	<div><div></div><div><1M</div></div>	\$ 150,000
216. Bill & Melinda Gates Foundation	<div><div></div><div><1M</div></div>	\$ 143,002
217. UN Women	<div><div></div><div><1M</div></div>	\$ 143,000
218. Djibouti	<div><div></div><div><1M</div></div>	\$ 130,000
219. Bulgaria	<div><div></div><div><1M <1M</div></div>	\$ 127,680
220. International Telecommunication Ur	<div><div></div><div><1M</div></div>	\$ 121,990

221. Belize	<div><div><1M</div><div></div></div>	\$ 112,500
222. Liechtenstein	<div><div><1M</div><div></div></div>	\$ 110,254
223. Macedonia	<div><div><1M</div><div></div></div>	\$ 102,606
224. Andorra	<div><div><1M <1M</div><div></div></div>	\$ 101,399
225. UNICEF-Belarus	<div><div><1M <1M</div><div></div></div>	\$ 98,832
226. Malta	<div><div><1M</div><div></div></div>	\$ 95,849
227. Slovenska nadacia pre UNICEF	<div><div><1M <1M <1M</div><div></div></div>	\$ 93,395
228. UNICEF-Rwanda	<div><div><1M</div><div></div></div>	\$ 79,675
229. UNICEF-Cote D'Ivoire	<div><div><1M</div><div></div></div>	\$ 75,757
230. UNICEF-Iran	<div><div><1M</div><div></div></div>	\$ 74,377
231. Greece	<div><div><1M <1M</div><div></div></div>	\$ 74,322
232. United Nations - DPKO	<div><div><1M</div><div></div></div>	\$ 68,184
233. Permanent Mission of the Slovakia	<div><div><1M</div><div></div></div>	\$ 64,309
234. Singapore	<div><div><1M <1M</div><div></div></div>	\$ 60,000
235. UNICEF - KOSOVO	<div><div><1M</div><div></div></div>	\$ 54,765
236. UNICEF-Uzbekistan	<div><div><1M <1M</div><div></div></div>	\$ 54,431
237. Turkey	<div><div><1M</div><div></div></div>	\$ 50,000
238. UN Resident Coordinators Office	<div><div><1M</div><div></div></div>	\$ 50,000
239. CAF/ Development Bank of Latin Ar	<div><div><1M</div><div></div></div>	\$ 43,455
240. Mongolia	<div><div><1M</div><div></div></div>	\$ 43,450
241. Government of Latvia	<div><div><1M <1M</div><div></div></div>	\$ 42,531
242. Tunisia	<div><div><1M</div><div></div></div>	\$ 37,609
243. UNRCO	<div><div><1M</div><div></div></div>	\$ 33,339
244. UNICEF Montenegro	<div><div><1M</div><div></div></div>	\$ 30,917
245. UNICEF-Nigeria	<div><div><1M</div><div></div></div>	\$ 28,762
246. United Nations Department of Ecor	<div><div><1M</div><div></div></div>	\$ 27,000
247. UNTFHS	<div><div><1M</div><div></div></div>	\$ 23,136
248. Lithuania	<div><div><1M</div><div></div></div>	\$ 21,575

249. UN RCO Egypt	 <1M	\$ 19,980
250. UN Resident Coordinator Office of	 <1M	\$ 19,138
251. Costa Rica	 <1M	\$ 17,060
252. Lithuanian National Comm for UNIC	 <1M <1M	\$ 15,203
253. Trinidad and Tobago	 <1M	\$ 15,000
254. SRSG on Violence against Children	 <1M	\$ 10,800
255. UNRWA	 <1M	\$ 9,828
256. UNICEF-Moldova	 <1M	\$ 9,182
257. United Nations Resident	 <1M	\$ 9,000
258. UNICEF-BAHRAIN	 <1M	\$ 7,589
259. United Nations Secretariat	 <1M	\$ 7,000
260. UNICEF-Sri Lanka	 <1M <1M	\$ 6,917
261. Armenia	 <1M	\$ 6,000
262. Nicaragua	 <1M	\$ 2,500
263. Guyana	 <1M	\$ 988
264. UNICEF-Nicaragua	 <1M	\$ 152
265. Lesotho	(No contributions)	\$ 0
266. UNICEF-Senegal	(No contributions)	\$ 0
267. United Republic of Tanzania	(No contributions)	\$ 0
268. USAID Bilateral Cost Type Agreeeme	(No contributions)	\$ 0
269. UNITAID	(No contributions)	\$ 0
270. Government of Uzbekistan (VII)	(No contributions)	\$ 0
271. European Investment Bank	(No contributions)	\$ 0
272. Residual balance from previous	 <1M	\$ 0
273. Italy Mol (Ministry of Interior)	(No contributions)	-\$ 203